ALUMINIUM GLAZED WINDOW (3' x 8')

FRONT ELEVATION

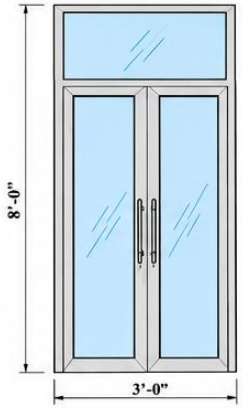

VERTICAL SECTION (WINDOW)

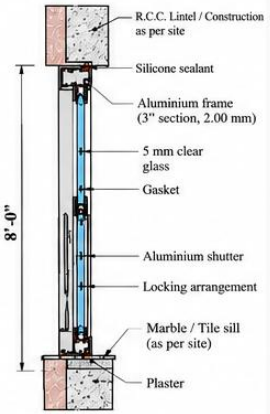

HORIZONTAL SECTION (WINDOW)

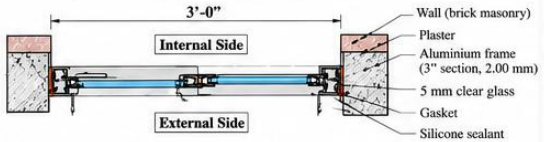

ALUMINIUM GLAZED MAIN ENTRANCE DOOR (10' x 8')

FRONT ELEVATION

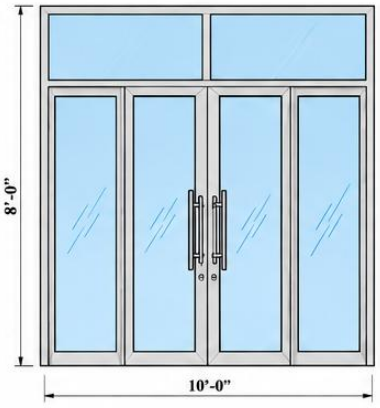

VERTICAL SECTION (DOOR)

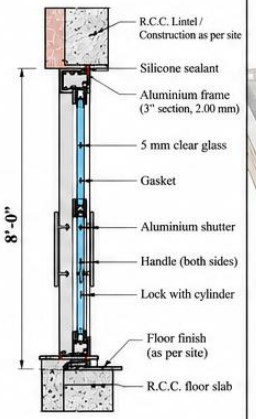

HORIZONTAL SECTION (DOOR)

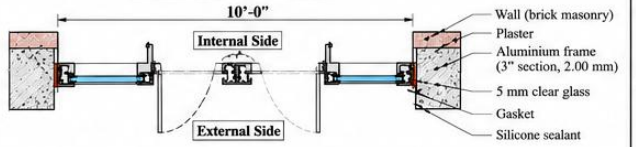

ROOFTOP SOLAR SYSTEM DETAILS

SOLAR ARRAY LAYOUT (ISOMETRIC VIEW)

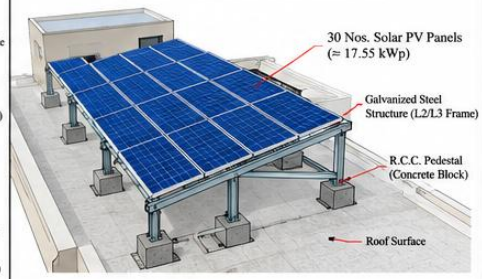

SIDE ELEVATION (TYPICAL)

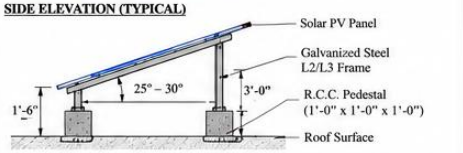

PEDESTAL PLAN & SECTION (TYPICAL)

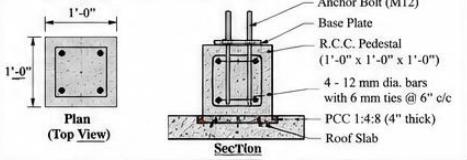

ALUMINIUM SECTION DETAIL (3" SECTION)

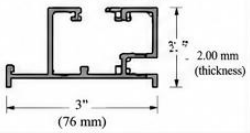

GLASS FIXING DETAIL

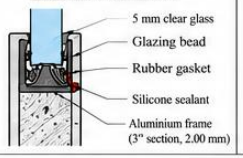

HINGE DETAIL



Heavy-duty aluminium hinge (3 nos. per shutter or as required)

LOCK & HANDLE DETAIL



Lever handle with lock cylinder (approved make)

BOTTOM THRESHOLD / FLOOR DETAIL

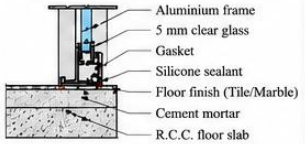

SOLAR PANEL MOUNTING DETAIL (FRONT VIEW)

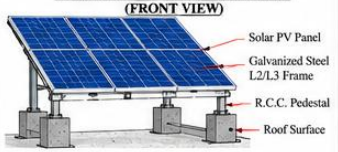

SOLAR SYSTEM COMPONENTS (TYPICAL SPECIFICATIONS)



Solar PV Panel
585 Wp (Mono PERC)
Quantity: 30 Nos.
Total Capacity: 17.55 kWp



Inverter (Single Phase)
10 kW (Hybrid)
Input: 150–600 V DC
Output: 230 V AC



Battery Bank
Lithium / Lead Acid
(approx. 40 kWh)
Backup: 4 Hours
(Load as per design)



AC & DC
Distribution Box with MCBs, SPD and isolator



Mounting Structure
Hot-dip galvanized
L2/L3 frame
Wind load as per code

SINGLE LINE DIAGRAM

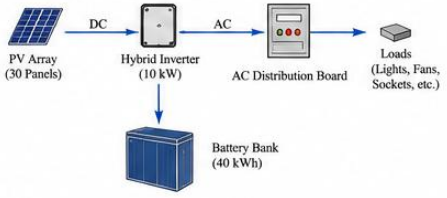

NOTES AND SPECIFICATIONS

1. All dimensions are in feet and inches unless otherwise stated.
2. Aluminium sections: Premium Model, 2.00 mm thickness, 3-inch (76 mm) section.
3. Glass: 5 mm thick clear float glass (or as approved).
4. Solar system details are indicative; final design as per site survey and load assessment.
5. Solar mounting structure: Galvanized steel L2/L3 frame, hot-dip galvanized.
6. R.C.C. pedestals: 1'-0" x 1'-0" x 1'-0" (typical) with 4-12 mm bars and 6 mm ties @ 6" c/c.
7. Ensure proper waterproofing and sealing at all roof penetrations.
8. All work shall be carried out in accordance with KP CSR/MRS specifications and directions of the Engineer In-Charge.