
 ISLAMIC RELIEF PAKISTAN						
Project: GRADUATING WITH RESILIENCE INITIATIVES TO TACKLE POVERTY (GRIP)- KP in Tehsil Mathra District Peshawar.						
Provision of Construction and Installation of 10 No's Fabricated Umbrella Shed for Traffic Police-Annexure-B						
S #	Item Name & Specifications	Brands	Qty	Unit	Unit Rate	Amount
1	Dismantling existing structure in all respect					
a	Dismantling existing structure in all respect		16.00	Sft		
2	Excavation					
a	Earth excavation in open cut upto 1.5m depth for drains, pipes etc. & disposal : in Hard Soil to design section and re-use of excavated material for backfilling/borrow material if required properly compacted as per the		23.40	Cft		
3	Formation, Dressing, Compacting					
b.	Formation, dressing, compacting and preparing sub-grade in bed as per Engineer instructions Bed clearance and dressing slopes of channels/Water transport structures (Nacka's) including removing of weeds and roots etc. Excavated material should be dressed within 100m lead		9.00	Sft		
4	Plain Cement Concrete including placing, compacting, finishing & curing (Ratio 1:4:8)					
a	Providing and laying Plan cement concrete including shuttering, maxing, placing, compacting, finishing (nominal mix ration 1:4:8) (the crush must be well graded, free from mud and dust and the sand will be fine & clear from mud/dust) as in bed, foundations complete in all respect. Required crushing strength must be not less than 1800 psi.		5.94	Cft		
5	Plain Cement Concrete including placing, compacting, finishing & curing (Ratio 1:2:4)					
a	Providing and laying plain cement concrete including shuttering, placing, compacting, finishing and curing (Nominal mix ration 1:2:4) in foundation under walls and pipe culverts etc. Maxing of concrete ingredients must be on a surface which having zero water absorption capacity like concrete floor or thick polythene sheet etc.		4.50	Cft		
6	Reinforced Cement Concrete including placing, compacting, finishing & curing (Ratio 1:2:4)					
a	Providing and laying Reinforced cement concrete including shuttering, placing, compacting, finishing and curing (Nominal mix ration 1:2:4)		18.00	Cft		
7	Steel Work # 4 Grad 40					
a	Steel for columns # 4 Deform bars Grad 40		23.97	Kg		
8	Anchor Bolts M16 × 18" Long					
a	Providing and fixing M16 galvanized anchor bolts, 18" long, including nuts, washers, templates, embedding in RCC pedestal and all accessories complete in all respects.		4.00	No		
9	Base Plate 12"×12"×12 mm Thick					
a	Providing, fabricating and fixing MS base plate of size 12"×12"×12 mm thick, including drilling, welding to GI main column, anchor bolt holes, alignment and all accessories complete in all respects.		1.00	No		
10	GI Pipe Main Column 6" Dia Heavy Filled with PCC					
a	Providing, supplying and erecting 6" diameter Schedule-40 GI pipe main column, filled with PCC (1:2:4), including cutting, welding, alignment, fixing to base plate and complete installation as per approved drawings.		10.00	Rft		
11	GI Pipe Arms/Ribs 2" Dia Heavy					

c

S #	Item Name & Specifications	Brands	Qty	Unit	Unit Rate	Amount
a	Providing, fabricating and fixing 2" diameter (Heavy) GI pipe arms/ribs forming the umbrella canopy framework, including cutting, bending, welding and fixing Fabrication, welding and erection of complete GI pipe umbrella framework including 2" dia arms/ribs, cutting, welding, grinding, lifting and fixing complete in all respects.complete in all respects		65.00	Sft		
12	GI Pipe Bracing 1" Dia Medium					
a	Providing and fixing 1" diameter (Medium) Fabrication, welding and erection of complete GI pipe umbrella framework including 1" dia bracing, cutting, welding, grinding, lifting and fixing complete in all respects GI pipe bracing members for structural stability, including cutting, welding, grinding and		40.00	Sft		
13	Fixed Connection Assembly					
b.	Providing and installing fixed connection arrangement for rigid attachment of umbrella structure to the main column, including MS connection plates, welding, stiffeners, bolts, nuts and all fixing accessories complete in all		1.00	Set		
14	Manual Rotation Locking Pin System					
a	Providing and fixing manual locking pin mechanism comprising steel locking plate, pin, handle and locking arrangement for securing umbrella position in desired direction complete in all respects.		1.00	Set		
15	umbrella-type fabricated shed					
a	Providing, fabricating and fixing umbrella-type fabricated shed roofing made of 5 mm thick UV-resistant FRP/fiberglass sheet fixed on GI/MS umbrella framework, including cutting, shaping in circular/sloped umbrella form, edge finishing, central pipe collar flashing, drip edge, stainless steel/self-drilling screws with EPDM rubber washers, neoprene packing, weatherproof sealant, transportation, labour and all fixing accessories complete in all respects as		11.55	Sft		
16	Roof Ridge Cap & Flashing					
a	Providing, fabricating and fixing color-coated GI ridge cap, flashing and edge trims including bends, overlaps, screws, sealants and all accessories complete in all respects.		1.00	Job		
17	Green Shade Net with GI Hooks & Pipe Pocket (6'x7')					
a	Providing and fixing UV-stabilized green shade net measuring 6'-0"x7'-0", including reinforced edges, pipe pocket, GI hooks, eyelets and fastening system complete in all respects.		42.00	Sft		
18	Anti-Rust Red Oxide Primer (1 Coat)					
a	Providing and applying one coat of approved red oxide anti-corrosive primer on all exposed steel surfaces after surface preparation, cleaning and removal of rust complete. 6" dia main post 2" dia arms/ribs 1" dia bracing Connection plates, base plate, stiffeners		65.00	Sft		
19	Synthetic Enamel Paint (2 Coats)					
a	Providing and applying two coats of approved synthetic enamel paint over primer coat on all steel surfaces, including surface preparation and finishing complete.		65.00	Sft		
20	Circular PCC Platform 3' Dia Finished with Reflective Black/Yellow Paint					
a	Providing and constructing circular PCC platform of 3'-0" diameter including excavation, PCC, finishing, curing and application of reflective black and yellow safety paint complete in all respects.		28.27	Sft		
21	Reflective Safety Paint (Black & Yellow)					
a	Providing and applying reflective black and yellow road safety paint on platform edges and exposed safety zones including surface preparation and finishing complete.		15.00	Sft		
22	Reflective Branding Stickers					
a	Reflective Branding Stickers including Traffic Police Logo, Islamic Relief Logo, safety markings and identification text complete in all respects		20.00	Sft		


S #	Item Name & Specifications	Brands	Qty	Unit	Unit Rate	Amount
23	Signboard					
a	Providing and fixing stainless steel information board size 1'-6" x 1'-0", made of 22 gauge, including approved logo/text, printing/engraving, fixing rods/brackets and installation in PCC 1:2:4 sloped concrete block, higher end 1'-6" and lower end 0'-6", complete in all respects as directed by Engineer.		1.00	No		
Amount for Single Fabricated Umbrella Shed Inclusive of All Taxes						
Grand for 10 No's of Fabricated Umbrella Shed with All Taxes and Transpotations						



ISLAMIC RELIEF

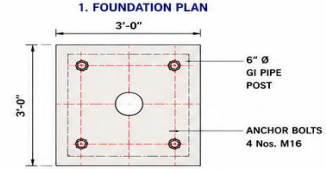
ROTATABLE UMBRELLA TRAFFIC POLICE SHED – PESHAWAR (8 FT)

(UNITS: FPS)

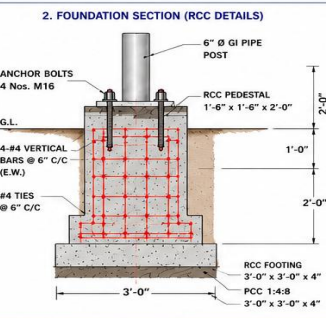


TRAFFIC POLICE PESHAWAR


1. FOUNDATION PLAN



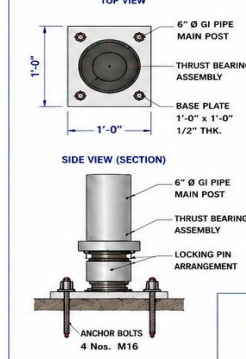
2. FOUNDATION SECTION (RCC DETAILS)



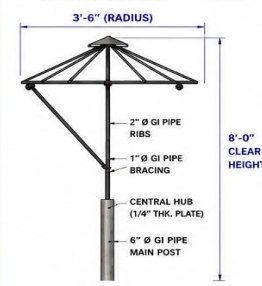
3. FRONT ELEVATION




4. ROTATION MECHANISM DETAIL




5. UMBRELLA ROOF STRUCTURE DETAIL



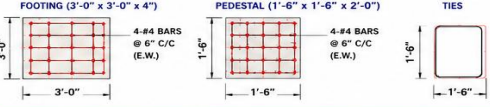
6. UMBRELLA ROOF PLAN (TOP VIEW)



7. SIDE GREEN SHADE DETAIL



8. FOUNDATION R.C.C. DETAILS (BAR BENDING SCHEDULE)



9. GENERAL NOTES

- CONCRETE GRADE FOR RCC = 1:2:4
- STEEL GRADE = 60
- CLEAR COVER = 1 1/2"
- ALL WELDING 3/16" FILLET WELD U.N.O.
- PAINT: RED OXIDE PRIMER 1 COAT
SYNTHETIC ENAMEL PAINT 2 COATS
- ALL DIMENSIONS ARE IN FEET & INCHES.

10. SCHEDULE OF MAIN MEMBERS

SR.	MEMBER	SIZE	THICKNESS	QTY.
1	MAIN POST	6" Ø GI PIPE	SCH-40	10 RL.
2	UMBRELLA RIBS	2" Ø GI PIPE	SCH-40	65 RL.
3	BRACING	1" Ø GI PIPE	SCH-40	40 RL.
4	TOP ROD (SHADE)	1 1/2" Ø GI PIPE	SCH-40	1 No.
5	BOTTOM ROD (SHADE)	1 1/2" Ø GI PIPE	SCH-40	1 No.

MATERIAL SUMMARY

ITEM	DESCRIPTION	QTY.	UNIT
Main Post	GI Pipe 6" dia (Heavy)	10	Rft.
Arms/Ribs	GI Pipe 2" dia (Heavy)	65	Rft.
Bracing	GI Pipe 1" dia (Medium)	40	Rft.
Roofing	0.80 mm Color-Coated GI Sheet	17.32	Sft.
Shade Net	HDPE Green (6' x 7')	42	Sft.
Base Platform	Circular PCC 3'-0" dia	7.07	Sft.

NOTE: ALL R.C.C. WORK SHALL BE CARRIED OUT AS PER STRUCTURAL DRAWINGS AND APPROVED SPECIFICATIONS.